

Detectives Survey 2017 Essex Police November 2017

Author: Dr Fran Boag-Munroe

Security classification	<input type="checkbox"/> Not protectively marked	May be published openly / immediately
	<input checked="" type="checkbox"/> Protected	Review whether broader publication
	<input type="checkbox"/> Restricted	Not for open publication. Restricted to:
	<input type="checkbox"/> Confidential	

INTRODUCTION

This report provides a summary of responses to the PFEW National Detectives Survey received from respondents in Essex Police in 2017.

Some of the questions asked in this year's survey were the same as in the 2015 National Detectives Survey; this allowed us to monitor any changes since the last time the survey was conducted. Other questions were new to 2017, to be able to look in more detail at the context in which detectives are currently working.

Where appropriate, details of average responses for the police service as a whole are also presented, differences between the national and local responses have not been tested statistically and therefore any differences reported are for guidance only and must be treated with caution.

RESPONSE RATE AND RESPONDENTS

The National Detectives Survey 2017 opened on 1st September 2017 and closed on 24th September 2017. During this time, detective officers were invited to attend via the Police Federation's National Membership Database, as well as via local Joint Branch Boards and the National Detectives Forum mailing list.

151 responses were received from detectives in Essex Police. There is still no accepted measure of the total number of detectives in England and Wales. It is therefore not possible to calculate a definitive response rate for the survey as a proportion of the total number of detectives. However, for comparison the number of responses received within Essex Police was higher than when this survey was last conducted in 2015, when 114 responses were received.

IMPACT OF SERVICE CUTS

56% of respondents within Essex Police said that service cuts have had a major impact on their morale; this was the same as the national average, where 56% detectives said that service cuts have had a major impact upon their morale.

In addition, **23% of respondents within Essex Police said service cuts have had a major impact upon their physical health and wellbeing, whilst 26% said that service cuts have had a major impact upon their mental health and wellbeing.** For comparison, in England

and Wales as whole 27% of detectives said that service cuts have had a major impact on their physical health and wellbeing and also on their mental health and wellbeing.

How, if at all, have service cuts affected...	No impact	Minor impact	Moderate impact	Major impact
Your morale	3%	14%	27%	56%
Your physical health and wellbeing	11%	27%	39%	23%
Your mental health and wellbeing	11%	21%	43%	26%

60% of respondents in Essex Police said that service cuts have substantially increased their overall workload; 53% said that service cuts have substantially increased how fatigued they feel; and 48% said that service cuts have substantially increased how stressful they find their jobs. Comparison of these proportions in Essex Police to England and Wales as a whole can be found in the table below.

	Essex Police	England and Wales
Your overall workload	60% substantially increased (36% slightly increased)	62% substantially increased (32% slightly increased)
How fatigued you feel	53% substantially increased (42% slightly increased)	53% substantially increased (38% slightly increased)
How stressful you find your job	48% substantially increased (44% slightly increased)	49% substantially increased (41% slightly increased)

WORKLOAD AND JOB DEMANDS

72% of respondents in Essex Police said that their workload in the last 12 months was either too high or much too high. This is lower than the national average - in England and Wales as a whole, 76% of respondents said that their workload had been too high or much too high in the last 12 months.

28% of respondents in Essex Police said that their workload enabled them to provide the service needed to victims either most or all of the time; this compares to 27% of detectives in England and Wales as a whole. **The proportion of respondents in Essex Police who said that their workload enabled them to provide the service needed to victims either most or all of the time has increased since 2015** when 20% of respondents felt that they could provide the service needed either most or all of the time.

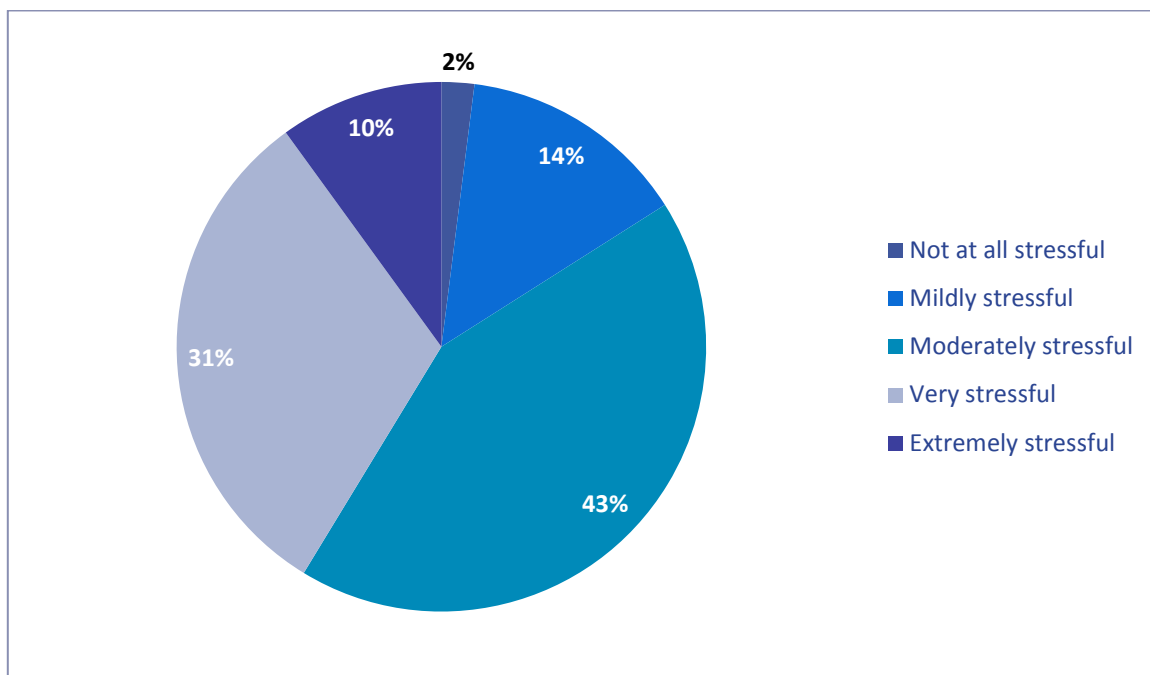
In addition, 22% of respondents in Essex Police said that their workload enabled them to provide the service needed to witnesses either most or all of the time, in comparison to 22% of detectives in England and Wales overall. **The proportion of respondents in Essex Police who said that their workload enabled them to provide the service needed to witnesses either most or all of the time has decreased since 2015**, when 25% of respondents felt that they could provide the service needed either most or all of the time.

Does your workload enable you to provide the service needed to...?	Never	Sometimes	Most or all of the time
Victims	9%	63%	28%
Witnesses	16%	62%	22%

JOB RELATED STRESS

In Essex Police, **47% of respondents said that they felt emotionally drained from work either most or all of the time**. Nationally, this proportion was 48%. The proportion of respondents in Essex Police who said that they had felt emotionally drained from work either most or all of the time has increased since 2015, when 45% of respondents said that they felt emotionally drained from work.

41% of respondents in Essex Police said that their job was either very or extremely stressful. This is the proportion of respondents who, in effect, report a non-diagnostic case of work-related stress within Essex Police.



In England and Wales as a whole 48% of detectives reported a case of work-related stress. Therefore **the proportion of respondents in Essex Police who reported a case of work-related stress was lower than the national average**. The reasons given by respondents in Essex Police for why they found their job stressful are presented below.

My job is stressful because...	Proportion agreeing or strongly agreeing in Essex Police	Proportion agreeing or strongly agreeing in England and Wales
There are high levels of personal responsibility	91%	93%
There aren't enough officers in my team/unit	88%	86%
I feel like the general public and partner agencies often have unrealistic expectations	85%	82%
The nature of my work is high-risk	83%	80%
I have a high workload	76%	80%
There is frequent organisational change	68%	79%
My work is emotionally demanding	64%	71%
I don't have enough time to be able to do my job to a standard of which I can be proud	61%	70%
I am unable to meet all the conflicting demands on my time at work	66%	69%
I am exposed to traumatic or distressing incidents and material	57%	64%
I frequently have unrealistic time pressures	60%	61%
There aren't enough opportunities for professional development	39%	57%
I frequently have unachievable deadlines	52%	57%
I am often pressured to work long hours	50%	51%
My work-life balance is poor	32%	43%
I don't feel like I have enough support from management	31%	40%

ABSENCE AND ABSENCE BEHAVIOURS

Presenteeism refers to a person attending work despite feeling that they should have taken sick leave due to their physical or mental health and wellbeing. **In Essex Police, 67% of respondents reported at least one instance of presenteeism associated with their physical health and wellbeing** in the last 12 months; **54% of respondents reported at least one instance of presenteeism associated with their mental health and wellbeing.**

Leaveism refers to a person taking annual leave or rest days rather than sick leave for their physical or mental health and wellbeing. In the last year, **30% of respondents in Essex Police reported at least one instance of leaveism associated with their physical health and wellbeing**, whilst **29% of respondents in Essex Police reported at least one instance of leaveism associated with their mental health and wellbeing.**

Finally, **29% of respondents in Essex Police said that they had taken sickness absence due to their physical health and wellbeing** in the last 12 months. In addition, **19% of respondents said that they had taken sickness absence due to their mental health and wellbeing.**

Comparison of the proportions of respondents reporting presenteeism, leaveism and sickness absence in Essex Police with England and Wales as a whole can be found in the table below.

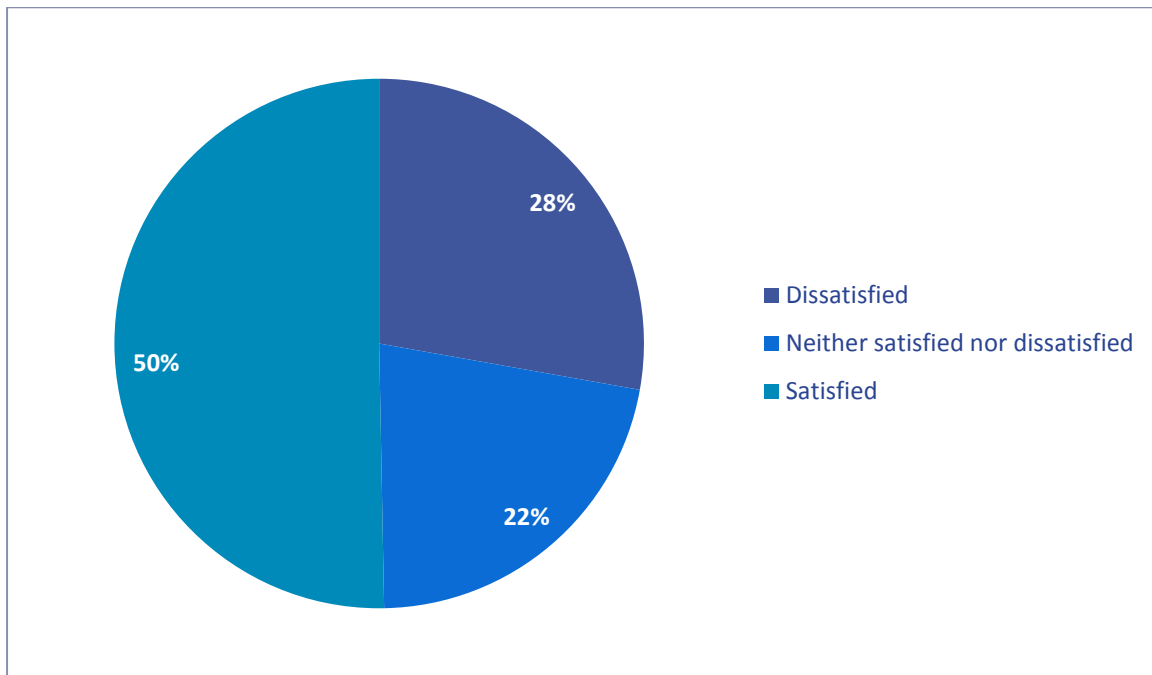
At least one instance of...	Essex Police		England and Wales	
	Physical health and wellbeing	Mental health and wellbeing	Physical health and wellbeing	Mental health and wellbeing
Presenteeism	67%	54%	71%	54%
Leaveism	30%	29%	42%	33%
Sickness absence	29%	19%	35%	14%

VIEWS ABOUT THE JOB

83% of respondents in Essex Police felt that the role of the detective was seen as less valuable to the force than it used to be. This compares with 85% of detectives in England and Wales as a whole who said that they felt the role of the detective was now less valuable.

Respondents in Essex Police were less likely to be dissatisfied than satisfied with their jobs, with **28% of respondents saying that they were dissatisfied and 50% of respondents saying that they were satisfied.** In comparison, 36% of detectives in England and Wales as a whole said that they were dissatisfied with their jobs, whilst 45% of respondents said that they were satisfied.

In addition, **the proportion of respondents in Essex Police who said that they were dissatisfied with their job has increased since 2015, when 25% of respondents reported job dissatisfaction.**



TRAINING AND CONTINUOUS PROFESSIONAL DEVELOPMENT

31% of respondents in Essex Police said that they had difficulties securing specific training opportunities. This has decreased since 2015, when 36% of respondents in Essex Police reported difficulties securing specific training opportunities.

The proportion of respondents in Essex Police who said that they had difficulties securing training opportunities is lower than the national average, where this year 51% of detectives said that they had difficulties securing training.

In addition, **44% of respondents in Essex Police said that they were rarely given enough time to stay up-to-date with the latest developments in their area of work.** This compares to 56% of respondents in England and Wales as a whole. This proportion is lower than in 2015, when 58% of respondents in Essex Police said that they rarely had enough time to keep up-to-date with the latest developments.

Are you given enough time to stay up-to-date with the latest developments in your area of work?	Essex Police	England and Wales
Rarely	44%	56%
Sometimes	52%	41%
Always	5%	4%

A list of reasons why respondents in Essex Police said that they were not able to stay up-to-date with the latest developments in their field can be found in the table below.

It is difficult to stay up-to-date with the latest developments in my field because...	Essex Police	England and Wales
I have too many competing priorities	79%	79%
There is no time set aside by my management for study	72%	76%
There are not enough officers to cover my day-to-day work for me to attend relevant training	73%	76%
My workload is too high	68%	76%

I have too many other commitments	70%	75%
The online learning package provided by NCALT is poorly delivered	76%	73%
There are not enough formal training days	70%	72%
I am too tired at the end of the day	67%	71%
Access to knowledge management systems that help communicate new developments is poor	44%	51%
There is a lack of training staff	41%	46%
There is no appropriate training available	34%	44%

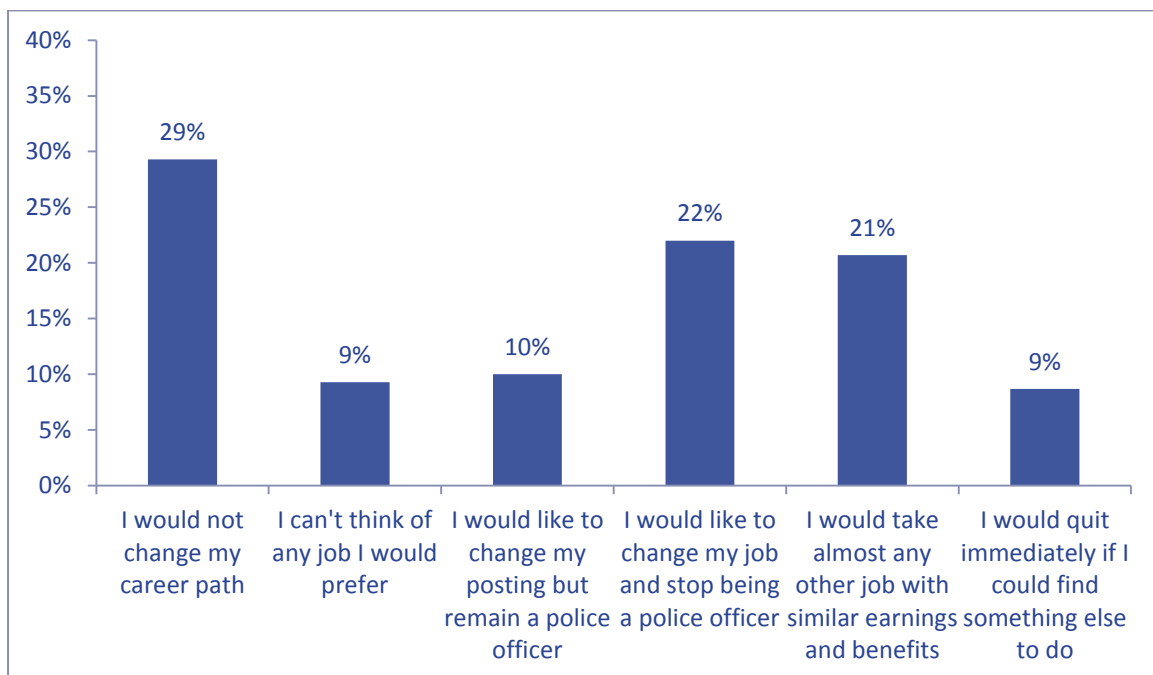
ATTRACTION AND RETENTION

29% of respondents in Essex Police said that they would not change their career path, whilst 9% couldn't think of any job they would prefer. 10% of respondents said that they would like to change their posting but remain a police officer.

In comparison, 22% of respondents in Essex Police said that they would like to change jobs and stop being a police officer, 21% said that they would take any other job but with similar earnings and benefits, and 9% would quit immediately if they could find something else to do.

The proportion of respondents in Essex Police who said that they would quit immediately if they could find something else to do has decreased since 2015, when 10% of respondents said that they would quit immediately if they could.

	Essex Police	England and Wales
I would not change my career path	29%	22%
I can't think of any job I would prefer	9%	14%
I would like to change my posting but remain a police officer	10%	14%
I would like to change my job and stop being a police officer	22%	14%
I would take almost any other job with similar earnings and benefits	21%	26%
I would quit immediately if I could find something else to do	9%	10%



Finally, respondents were asked their reasons for becoming a detective in the first place. A list of reasons why respondents in Essex Police said that they wanted to become a detective can be found in the table below.

I became a detective because, in comparison to other roles available to me,...	Essex Police	England and Wales
I thought it would give me the opportunity to investigate more serious and complex crime	95%	97%
I thought it would give me more opportunity to develop new skills and knowledge	96%	97%
I thought the work would be more interesting	90%	94%
I was attracted to the variety of work	82%	91%
I wanted a more specialist role	83%	86%
I saw it as the next step in my career	87%	84%
I thought it would give me more opportunity to see individual jobs/cases through from start to finish	77%	84%
I thought it would provide me with greater ability to secure convictions for criminals	69%	74%
I thought it would provide me with greater ability to ensure justice for victims	58%	69%
I wanted to move out of uniform	50%	47%
I thought it would give me more opportunities for advancement/promotion	40%	42%
I thought it would give me a better shift pattern	39%	30%
It was the reason I joined the police service in the first place	25%	29%
I thought it would give me a better work-life balance	33%	29%
I thought it would give me better working hours	31%	26%
I thought it would give me more flexibility for childcare	10%	12%